


**community voice mail**  
*reconnect • achieve • results*

MASSACHUSETTS HOUSING AND SHELTER ALLIANCE

1. Call your **CVM** number: \_\_\_\_\_
2. Press \* when the system answers.
3. Enter your **password** \_\_\_\_\_
4. Press #
5. Listen and follow the instructions

(more on the back of this wallet card)





**community voice mail**  
*reconnect • achieve • results*

MASSACHUSETTS HOUSING AND SHELTER ALLIANCE

1. Call your **CVM** number: \_\_\_\_\_
2. Press \* when the system answers.
3. Enter your **password** \_\_\_\_\_
4. Press #
5. Listen and follow the instructions

(more on the back of this wallet card)





**community voice mail**  
*reconnect • achieve • results*

MASSACHUSETTS HOUSING AND SHELTER ALLIANCE

1. Call your **CVM** number: \_\_\_\_\_
2. Press \* when the system answers.
3. Enter your **password** \_\_\_\_\_
4. Press #
5. Listen and follow the instructions

(more on the back of this wallet card)





**community voice mail**  
*reconnect • achieve • results*

MASSACHUSETTS HOUSING AND SHELTER ALLIANCE

1. Call your **CVM** number: \_\_\_\_\_
2. Press \* when the system answers.
3. Enter your **password** \_\_\_\_\_
4. Press #
5. Listen and follow the instructions

(more on the back of this wallet card)





**community voice mail**  
*reconnect • achieve • results*

MASSACHUSETTS HOUSING AND SHELTER ALLIANCE

1. Call your **CVM** number: \_\_\_\_\_
2. Press \* when the system answers.
3. Enter your **password** \_\_\_\_\_
4. Press #
5. Listen and follow the instructions

(more on the back of this wallet card)





**community voice mail**  
*reconnect • achieve • results*

MASSACHUSETTS HOUSING AND SHELTER ALLIANCE

1. Call your **CVM** number: \_\_\_\_\_
2. Press \* when the system answers.
3. Enter your **password** \_\_\_\_\_
4. Press #
5. Listen and follow the instructions

(more on the back of this wallet card)





**community voice mail**  
*reconnect • achieve • results*

MASSACHUSETTS HOUSING AND SHELTER ALLIANCE

1. Call your **CVM** number: \_\_\_\_\_
2. Press \* when the system answers.
3. Enter your **password** \_\_\_\_\_
4. Press #
5. Listen and follow the instructions

(more on the back of this wallet card)





**community voice mail**  
*reconnect • achieve • results*

MASSACHUSETTS HOUSING AND SHELTER ALLIANCE

1. Call your **CVM** number: \_\_\_\_\_
2. Press \* when the system answers.
3. Enter your **password** \_\_\_\_\_
4. Press #
5. Listen and follow the instructions

(more on the back of this wallet card)





**community voice mail**  
*reconnect • achieve • results*

MASSACHUSETTS HOUSING AND SHELTER ALLIANCE

1. Call your **CVM** number: \_\_\_\_\_
2. Press \* when the system answers.
3. Enter your **password** \_\_\_\_\_
4. Press #
5. Listen and follow the instructions

(more on the back of this wallet card)



**community voice mail**  
*reconnect • achieve • results*

MASSACHUSETTS HOUSING AND SHELTER ALLIANCE

1. Call your **CVM** number: \_\_\_\_\_
2. Press \* when the system answers.
3. Enter your **password** \_\_\_\_\_
4. Press #
5. Listen and follow the instructions

(more on the back of this wallet card)

<p>Press            1 to hear new messages**                       3 to hear saved messages or                       4 to change your recorded greeting</p> <p><b>While listening to messages you may use these options:</b></p> <table> <tr> <td>1 Repeat</td> <td>6 Save as new message</td> </tr> <tr> <td>2 Save</td> <td>7 Repeat menu</td> </tr> <tr> <td>3 Delete</td> <td>9 Hear time and date sent</td> </tr> <tr> <td>* Exit</td> <td></td> </tr> </table>	1 Repeat	6 Save as new message	2 Save	7 Repeat menu	3 Delete	9 Hear time and date sent	* Exit		<p>Press            1 to hear new messages**                       3 to hear saved messages or                       4 to change your recorded greeting</p> <p><b>While listening to messages you may use these options:</b></p> <table> <tr> <td>1 Repeat</td> <td>6 Save as new message</td> </tr> <tr> <td>2 Save</td> <td>7 Repeat menu</td> </tr> <tr> <td>3 Delete</td> <td>9 Hear time and date sent</td> </tr> <tr> <td>* Exit</td> <td></td> </tr> </table>	1 Repeat	6 Save as new message	2 Save	7 Repeat menu	3 Delete	9 Hear time and date sent	* Exit	
1 Repeat	6 Save as new message																
2 Save	7 Repeat menu																
3 Delete	9 Hear time and date sent																
* Exit																	
1 Repeat	6 Save as new message																
2 Save	7 Repeat menu																
3 Delete	9 Hear time and date sent																
* Exit																	
<p>Press            1 to hear new messages**                       3 to hear saved messages or                       4 to change your recorded greeting</p> <p><b>While listening to messages you may use these options:</b></p> <table> <tr> <td>1 Repeat</td> <td>6 Save as new message</td> </tr> <tr> <td>2 Save</td> <td>7 Repeat menu</td> </tr> <tr> <td>3 Delete</td> <td>9 Hear time and date sent</td> </tr> <tr> <td>* Exit</td> <td></td> </tr> </table>	1 Repeat	6 Save as new message	2 Save	7 Repeat menu	3 Delete	9 Hear time and date sent	* Exit		<p>Press            1 to hear new messages**                       3 to hear saved messages or                       4 to change your recorded greeting</p> <p><b>While listening to messages you may use these options:</b></p> <table> <tr> <td>1 Repeat</td> <td>6 Save as new message</td> </tr> <tr> <td>2 Save</td> <td>7 Repeat menu</td> </tr> <tr> <td>3 Delete</td> <td>9 Hear time and date sent</td> </tr> <tr> <td>* Exit</td> <td></td> </tr> </table>	1 Repeat	6 Save as new message	2 Save	7 Repeat menu	3 Delete	9 Hear time and date sent	* Exit	
1 Repeat	6 Save as new message																
2 Save	7 Repeat menu																
3 Delete	9 Hear time and date sent																
* Exit																	
1 Repeat	6 Save as new message																
2 Save	7 Repeat menu																
3 Delete	9 Hear time and date sent																
* Exit																	
<p>Press            1 to hear new messages**                       3 to hear saved messages or                       4 to change your recorded greeting</p> <p><b>While listening to messages you may use these options:</b></p> <table> <tr> <td>1 Repeat</td> <td>6 Save as new message</td> </tr> <tr> <td>2 Save</td> <td>7 Repeat menu</td> </tr> <tr> <td>3 Delete</td> <td>9 Hear time and date sent</td> </tr> <tr> <td>* Exit</td> <td></td> </tr> </table>	1 Repeat	6 Save as new message	2 Save	7 Repeat menu	3 Delete	9 Hear time and date sent	* Exit		<p>Press            1 to hear new messages**                       3 to hear saved messages or                       4 to change your recorded greeting</p> <p><b>While listening to messages you may use these options:</b></p> <table> <tr> <td>1 Repeat</td> <td>6 Save as new message</td> </tr> <tr> <td>2 Save</td> <td>7 Repeat menu</td> </tr> <tr> <td>3 Delete</td> <td>9 Hear time and date sent</td> </tr> <tr> <td>* Exit</td> <td></td> </tr> </table>	1 Repeat	6 Save as new message	2 Save	7 Repeat menu	3 Delete	9 Hear time and date sent	* Exit	
1 Repeat	6 Save as new message																
2 Save	7 Repeat menu																
3 Delete	9 Hear time and date sent																
* Exit																	
1 Repeat	6 Save as new message																
2 Save	7 Repeat menu																
3 Delete	9 Hear time and date sent																
* Exit																	
<p>Press            1 to hear new messages**                       3 to hear saved messages or                       4 to change your recorded greeting</p> <p><b>While listening to messages you may use these options:</b></p> <table> <tr> <td>1 Repeat</td> <td>6 Save as new message</td> </tr> <tr> <td>2 Save</td> <td>7 Repeat menu</td> </tr> <tr> <td>3 Delete</td> <td>9 Hear time and date sent</td> </tr> <tr> <td>* Exit</td> <td></td> </tr> </table>	1 Repeat	6 Save as new message	2 Save	7 Repeat menu	3 Delete	9 Hear time and date sent	* Exit		<p>Press            1 to hear new messages**                       3 to hear saved messages or                       4 to change your recorded greeting</p> <p><b>While listening to messages you may use these options:</b></p> <table> <tr> <td>1 Repeat</td> <td>6 Save as new message</td> </tr> <tr> <td>2 Save</td> <td>7 Repeat menu</td> </tr> <tr> <td>3 Delete</td> <td>9 Hear time and date sent</td> </tr> <tr> <td>* Exit</td> <td></td> </tr> </table>	1 Repeat	6 Save as new message	2 Save	7 Repeat menu	3 Delete	9 Hear time and date sent	* Exit	
1 Repeat	6 Save as new message																
2 Save	7 Repeat menu																
3 Delete	9 Hear time and date sent																
* Exit																	
1 Repeat	6 Save as new message																
2 Save	7 Repeat menu																
3 Delete	9 Hear time and date sent																
* Exit																	
<p>Press            1 to hear new messages**                       3 to hear saved messages or                       4 to change your recorded greeting</p> <p><b>While listening to messages you may use these options:</b></p> <table> <tr> <td>1 Repeat</td> <td>6 Save as new message</td> </tr> <tr> <td>2 Save</td> <td>7 Repeat menu</td> </tr> <tr> <td>3 Delete</td> <td>9 Hear time and date sent</td> </tr> <tr> <td>* Exit</td> <td></td> </tr> </table>	1 Repeat	6 Save as new message	2 Save	7 Repeat menu	3 Delete	9 Hear time and date sent	* Exit		<p>Press            1 to hear new messages**                       3 to hear saved messages or                       4 to change your recorded greeting</p> <p><b>While listening to messages you may use these options:</b></p> <table> <tr> <td>1 Repeat</td> <td>6 Save as new message</td> </tr> <tr> <td>2 Save</td> <td>7 Repeat menu</td> </tr> <tr> <td>3 Delete</td> <td>9 Hear time and date sent</td> </tr> <tr> <td>* Exit</td> <td></td> </tr> </table>	1 Repeat	6 Save as new message	2 Save	7 Repeat menu	3 Delete	9 Hear time and date sent	* Exit	
1 Repeat	6 Save as new message																
2 Save	7 Repeat menu																
3 Delete	9 Hear time and date sent																
* Exit																	
1 Repeat	6 Save as new message																
2 Save	7 Repeat menu																
3 Delete	9 Hear time and date sent																
* Exit																	